

III.A.1.b.1/34

Proceedings of the 2009 International Conference on

Chemical, Biological and Environmental Engineering

CBEE 2009

CBEE

editor Li Kai

 World Scientific





Certificate for Participation



This is to certify that Felycia Feh S., from Indonesia has attended, and delivered an oral presentation in the 2009 International Conference on Chemical, Biological & Environmental Engineering (CBEE 2009) in Singapore during October 9 - 11, 2009.



Conference Chair
CBEE 2009



Published by

World Scientific Publishing Co. Pte. Ltd.

5 Toh Tuck Link, Singapore 596224

USA office: 27 Warren Street, Suite 401-402, Hackensack, NJ 07601

UK office: 57 Shelton Street, Covent Garden, London WC2H 9HE

British Library Cataloguing-in-Publication Data

A catalogue record for this book is available from the British Library.

Proceedings of the 2009 International Conference on

CHEMICAL, BIOLOGICAL AND ENVIRONMENTAL ENGINEERING (CBEE 2009)

Copyright © 2010 by World Scientific Publishing Co. Pte. Ltd.

All rights reserved. This book, or parts thereof, may not be reproduced in any form or by any means, electronic or mechanical, including photocopying, recording or any information storage and retrieval system now known or to be invented, without written permission from the Publisher.

For photocopying of material in this volume, please pay a copying fee through the Copyright Clearance Center, Inc., 222 Rosewood Drive, Danvers, MA 01923, USA. In this case permission to photocopy is not required from the publisher.

ISBN-13 978-981-4293-46-4

ISBN-10 981-4293-46-6

Printed in Singapore by Mainland Press Pte Ltd.



IACSIT
WWW.IACSIT.ORG

Conference Chairs

Prof. Li Kai, Macau University, Macau

Prof. Parvinder S. Sandhu, Rayat-Bahra Institute of Engineering and Bio Technology, India

Program Committee Chairs

Prof. Sushil Kumar Kansal, Panjab University, India

Prof. Iis Sopyan, International Islamic University Malaysia, Malaysia

Prof. Nashat Mansour, Lebanese American University, Lebanon

Dr. Ho Chiung Ching, Multimedia University, Malaysia

Prof. P. Stanley, Allahabad Agricultural Institute-Deemed University, India

Dr. Hossein Ebrahimpour, University of Kashan Kashan, Iran

Dr. Hossein Malekinezhad, Islamic Azad University of Naragh, Iran

Dr. Raúl Rodríguez-Herrera, Universidad Autonoma de Coahuila, Mexico

Dr. R. Sivakumar, RMK Engineering College, India

Dr. Yash Parekh, Padmashree Dr. D.Y. Patil University, India

Dr. Pallavi Awasthi, Delhi University India, India

Dr. Subha Moorthy, Aarupadai Veedu Institute of Technology, India

Dr. R. Jayakumar, Bharathiar University, India

Dr. B. R. Patil, Bharati Vidyapeeth College of Engineering, India

Dr. G. Prasanna Lakshmi, Management and Research Mumbai University, India

Dr. V. S. Sangam, BVBhoomaraddy College of Engineering & Technology, India

Dr. Abhilash, National Metallurgical Laboratory, India

Dr. Ashwani Kumar Thukral, Gurn Nanak Dev University, India

Dr. Shishir K. Shandilya, Rukmani Devi Institute of Science and Technology, India

Influence Of Blade Absence On Performance Of DC Type Low-NO _x Burner For Pulverized-Coal Fired Boiler <i>Z. Wang, Y. Dong and S. Sun</i>	404
Carbon Cycle In The Drainage Area Of Yalong River <i>H. Kuang and M. S. Kuang</i>	409
Synthesis Of Mesoporous Nanocrystalline TiO ₂ With Potato Starch As Pore Template And Its Photocatalytic Activity <i>C. S. Budhi and I. Kartini</i>	411
Session 9	
Surface Water Characterization At Semenyih Dam <i>N. Kantasamy and S. M. Sumari</i>	419
Benchmarking Heavy Metal Contamination For Brownfield In Malaysia <i>A. H. Lee, H. Nikraz and T. H. Yung</i>	424
Assessment Of Heavy Metals In Soil, Sediment, Water And Sugarcane Plant Around Ewekoro Cement Factory In Ogun State, Nigeria <i>O. O. Olujimi and I. Oluwadare</i>	429
Knoevenagel Condensation: An Efficient Green Approach <i>B. Shyam, P. Yogesh, S. Atul, N. Pramod and M. Dhananjay</i>	436
Onto-Biology: Clarifying Also The Standard Clock For Pre-Biotic Process, Stem-Cell, Organs, Brain, And Societies <i>K. Naitoh</i>	440
Synthesis And Photocatalytic Performance Of Ce/SiO ₂ /TiO ₂ With Novel Microspherical-Like Favcolate Structure <i>Y. Miao, L. Min, Z. Zhai and J. Wang</i>	446
Light Transmission In Fluidized Bed <i>E. Shahbazali, A. A. Safekordi and N. Afrasiabi</i>	451
Rhizoremediation of Polyaromatic Hydrocarbons by <i>Arthrobacter</i> SP., A Rhizospheric Isolate from Populus Deltoids <i>S. Bisht, A. Sood, P. Pandey, S. Sharma and N. S. Bisht</i>	457
Formulation Of An Effective Rhizobium Bioinoculant Using Green Fluorescent Protein Reporter System <i>P. Pandey, S. Arora, A. Sood, S. Bisht and D. K. Maheshwar</i>	462
Impact Of Temperature And Applied Chlorine Dose On Inactivation And Regrowth Of HPC Bacteria <i>B. Mahto and S. Goel</i>	467
Session 10	
Determination Of Physical Properties Of Pomegranate During Bulk Drying In An Inert Medium Fluidized Bed Dryer Assisted Infrared Heat Source <i>B. Honarvar, R. Keshavarz and A. Fazlali</i>	475
The Characteristics Of Heat Transfer At Spirally Shaped Chemical Reactor Through A Numerical Analysis <i>J.-G. Lee, Y.-G. Jung, J.-H. Lee and T.-B. Seo</i>	480

Prospects Of Flexible Design Strategies For Easy Change And Adaptation <i>N. Sadafi, M. F. Mzain and M. Jamil</i>	485
Iron Doped Microporous Activated Carbon (Phenolic Resin) As An Adsorbent For Arsenic Removal <i>Aj. Sharma, As. Sharma, N. Verma and N. Sankararamakrishnan</i>	491
Effect Of Treated Oil Well Effluent On Soil Exchange Capacity <i>N. Emanuel and G. Kumar</i>	494
Utilisation of Recycled Paper Mill Sludge Using Circulation Fluidised Bed Boiler <i>S. Mandavgane, A. Tulsyan, B. Jha, P. Patil, S. Paul and S. Bhattacharjee</i>	501
Orange Juice Pasteurization Using Ozone <i>F. E. Soetaredjo, N. Indraswati, A. E. Angkawijaya and O. M. Sjoufron</i>	504
Conservation Of Bird Life In An Urban Wetland: Problems And Concerns — A Case Study <i>J. R. Louis, C. Mahendran, V. R. Peter and P. Pramod</i>	508
Some Observations On Vertical Transmission Of The Microsporidian Parasite From The Teak Defoliator, <i>Hyblaea puera</i> Cramer <i>J. Bhattacharya, O. K. Remadevi and T. O. Susidharan</i>	513
A High Standard Isolated Insolated Photovoltaic Egyptian Safari Rest Red Sea Area <i>F. H. Fahmy</i>	516
Drying Of Mushroom Using A Solar Tunnel Dryer <i>M. A. Basunia, Y. Hikida and M. A. Rabbani</i>	521
Synthesis And Photocatalytic Performance Of TiO ₂ With Novel Shape <i>L. Min, Y. Miao, Z. Zhui and J. Wang</i>	525

ORANGE JUICE PASTEURIZATION USING OZONE

FELYCIA EDI SOETAREDJIO, NANI INDRASWATI, ARTIK ELISA ANGKAWIJAYA and
OSSY MARUSYA SIOUFRON

*Chemical Engineering Department, Faculty of Engineering,
Widya Mandala Catholic University, Kalijudan 37 Surabaya 60114,
+62 31 3891264 ext 108, felyciae@yahoo.com*

The objective of this research is to study the effects of ozonation on the quality of Pacitan sweet orange and to study the effects of the storage condition on the quality of the ozonated Pacitan sweet orange juice. The quality of the raw orange juice and ozonated orange juice was analyzed, such as total microorganism content, ascorbic acid (vitamin C) content, total acidity, total soluble solid, pH, and color. The result of these experiments showed that ozonation (0.20 g/L) has been useful to reduce the number of microorganism from 1.7×10^4 CFU/ml to 84 CFU/ml, which is fulfill the Indonesian standard requirement. Ozone pasteurization affected the orange juice quality such as vitamin C content, total acidity, pH and color, but not total soluble solid.

Keywords: Ozone, orange juice, pasteurization.

1. Introduction

Orange is rich in vitamins, fiber, and minerals that are important to humans. Vitamin C content in orange are useful as antioxidants in the body, which can help prevent cell damage caused by activity of free radical molecule. In general, to produce orange juice in industrial scale needed special treatment to extend its shelf-life [1-3]. General treatment is pasteurization, that can inactivated microorganisms that can damage the juice quality and inactivated the enzyme polyphenol oxidase (PPO) which can catalyzed browning reaction on orange juice [4].

Ozone in low concentration is very effective as disinfectant and does not leave toxic residues in the products [5, 6] since ozone is reacted with pollutant, bacteria, virus, spore, fungus, lice, and moss and destroy it. Ozone even can eliminate pesticide, formalin, growth hormone, preservatives, and coloring that used in vegetables, fruit, livestock, and seafood. After the reaction done, the ozone forming back to oxygen (O₂) [6, 7]. Therefore in this research, ozone is used to minimize damaged in orange juice quality due to heating and to decrease the use of hazardous chemicals in foods.

The objectives of this research is firstly to investigate the relation of ozonation time and concentration and its effect on the ozonated orange juice

quality (total microbe content, vitamin C, total acidity, pH, color and total soluble solid).

2. Methodology

Pacitan orange was washed, peeled and put it into juice extractor (Panasonic MJ-68M) to make orange juice. The orange juice then filtered to reduce pulp. Orange juice (100 ml) then pasteurized using ozone (DHX-IX, Tian Jing Yisheng, Bioengineering) in various time (1-30 minute). There was only time setting on the ozonator used in this experiment, therefore the relation of ozonation time and concentration were determined by iodometric titration. The qualities of ozonated orange juice were measured such as total microbe content (Standard Plate Count method) [8], ascorbic acid content (iodimetric method) [6], total acidity (titrimetric method) [2, 9, 10], pH using pH meter (Mettler Toledo), total soluble solid using refractometer (Atago) and color (spectrophotometry at 420 nm).

3. Result and Discussion

Ozone is very effective disinfectant [8, 9], therefore it is important to determine the optimum concentration for efficient pasteurization. Since there was only time setting on the used ozonator, ozone concentration were determined using iodometric titration. Figure 1 showed that ozonation time was linear to ozone concentration.



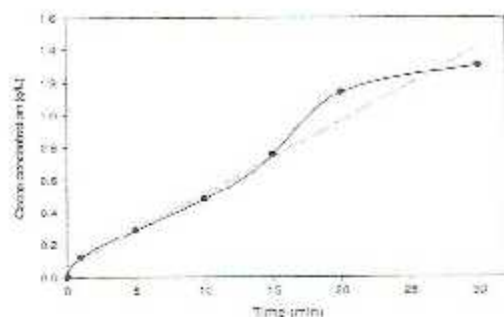


Figure 1. Relation of ozonation time and ozone concentration.

The effectiveness of ozone as disinfectant is showed in Figure 2 that 1 minute (0.2 g/L) ozonation time was able to reduce the amount of microbe from 1.7×10^4 CFU/ml to 84 CFU/ml. The longer ozonation time resulted on lower total microbe content; however the microbe content reduction was not as significant as 1 minute ozonation time.

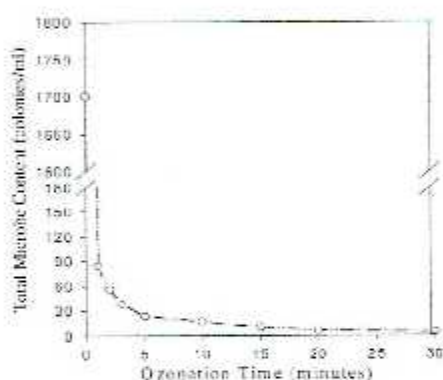


Figure 2. Total microbe content in ozonated orange juice.

Ozone is able to break the envelope of microbe cell that cause leakage of cell content. Another mechanism of microbe deactivation by ozone is enzyme inactivation. Ozone initiate enzyme inactivation in microbe that result on cell membrane disrupted [11, 12].

Ozonation time which related to ozone concentration affected the orange juice quality, such as ascorbic acid content (Figure 3). The degradation of vitamin C in orange juice was measured based on ascorbic content in this trials. Ascorbic acid content in ozonated orange juice decreased linearly with the ozonation time, which means higher ozone concentration caused higher vitamin C degradation.

Ascorbic acid is unstable and oxidized when it is exposed to air. The result of ascorbic acid oxidation is dehydroascorbic acid and at the end it become furfural

[9, 13-16]. The longer ozonation time, the higher oxygen content since one of the reaction result of ozone and microbe is oxygen. This condition accelerates the oxidation of ascorbic acid therefore for 1 minute ozonation time, the ascorbic acid reduced 1.7% and for 30 minutes ozonation time, the ascorbic acid reduced 16.72%.

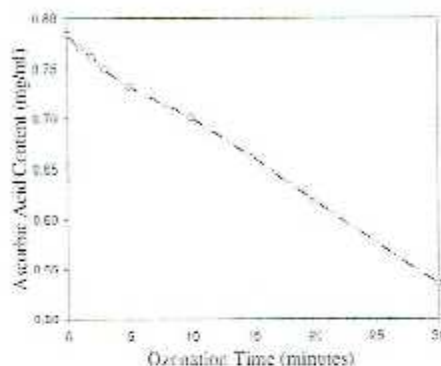


Figure 3. Ascorbic acid reduction after ozonation.

The trend of total acid reduction is similar to ascorbic acid reduction (Figure 4). Total acidity is amount of the total organic acids that titratable with NaOH solution. Total acidity expressed as citric acid because it is the largest organic acid in orange juice, beside malic acid, tartaric acid, benzoic acid, ascorbic acid and succinic acid [17]. Citric acid is participating in the reaction of brown pigment formation and it is catalyzed oxidation of ascorbic acid, which is part of total acidity.

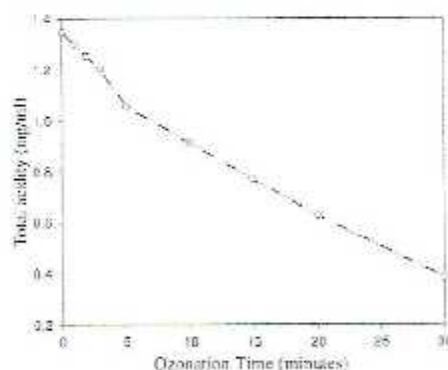


Figure 4. Total acidity of ozonated orange juice.

Degradation of ascorbic acid and other organic acid caused ozonated orange juice pH increase from 6.0 for fresh orange juice to 6.8 for 30 minutes ozonated orange juice.

Ozone pasteurization was affecting orange juice color. The color of orange juice was measured based on the absorbance of spectrophotometer at wavelength of 420 nm. The initial absorbance of orange juice color was 0.250 and it increased after 1 minute ozonation became 0.268. Figure 5 showed that the absorbance of ozonated orange juice increase linearly which mean the color of ozonated was darker as increasing ozone concentration by longer ozonation time. This is because of browning reaction. Browning reaction that occurred in the ozone pasteurization were enzymatic and non-enzymatic browning [9, 16]. The enzymatic browning reaction is occurred because there was polyphenol enzyme that catalyzed phenolic compound oxidation and the non-enzymatic browning was caused by ascorbic acid oxidation.

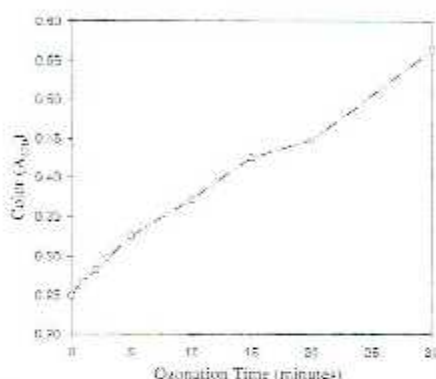


Figure 5. Ozonated orange juice color measured by spectrophotometer.

Total soluble solid in orange juice during ozone pasteurization was stable on 8.5%Brix. The largest content of total soluble solid is carbohydrate [2, 18], which was not affected by ozone in room temperature.

4. Conclusion

The result of these experiments showed that ozonation (0.20 g/L) has been useful to reduce the number of microorganism from 1.7×10^4 CFU/ml to 84 CFU/ml, which is fulfill the Indonesian standard requirement. Ozone pasteurization affected the orange juice quality such as vitamin C content, total acidity, pH and color, but not total soluble solid.

Acknowledgement

The authors would like to acknowledge the financial support of I- MHERE Widya Mandala Catholic University Surabaya (IBRD Loan No 4789-IND & IDA Loan No 4077-IND).

Reference

1. Ashurst, P.R., *The Chemistry and Technology of Soft Drinks and Fruit Juice*. 1998, Kingstone: Sheffield Academic Press. 77, 88.
2. Canumir, J.A. and J.E. Celis, *Pasteurisation of Apple Juice by Using Microwaves*. 2002, 35: p. 389-392.
3. Farnworth, E.R., M. Lagace, and R. Couture, *Thermal processing, storage condition, and the composition and physical properties of orange juice*. Food Research International, 2001, 34: p. 25-30.
4. Lewis, M. and N. Heppel, *Continuous Thermal Processing of Food*. 2000, Maryland: Aspen Publisher, Inc. 219-222.
5. Seydim, Z.B.G., A.K. Greene, and A.C. Seydim, *Use of ozone in the food industry*. Lebensm.-Wiss. u.-Technology, 2004, 37: p. 453-460.
6. Seydim, Z.G., P.I. Bever, and A.K. Greene, *Efficacy of ozone to reduce bacterial populations in the presence of food components*. Food Microbiology, 2004, 2: p. 475-479.
7. Akbas, M.Y. and M. Ozdemir, *Application of gaseous ozone to control populations of Escherichia coli, Bacillus cereus and Bacillus cereus spores in dried figs*. Food Microbiology, 2007.
8. Hadioetomo, R.S., *Mikrobiologi Dasar Dalam Praktek: Teknik dan Prosedur Dasar Laboratorium*. 1993, Jakarta: PT Gramedia.
9. Esteve, M.J., A. Frigola, and C. Rodrigo, *Effect of storage period under variable conditions on the chemical and physical composition and colour of Spanish refrigerated orange juice*. Food and Chemical Toxicology, 2005, 43: p. 1413-1422.
10. Horwitz, W., *Official Methods of Analysis of AOAC International*. 17 ed. Vol. 2. 2000, Maryland: AOAC international.
11. EPA Guidance Manual: *Alternative Disinfectants and Oxidants*, in *Ozone*. 1999, U.S. Environmental Protection Agency: Washington, DC.
12. Pascual, A., I. Llorca, and A. Canut, *Use of ozone in food industries for reducing the environmental impact of cleansing and disinfection activities*. Trends in Food Science and Technology, 2007, 18: p. S29-S35.

13. Geveke, D.J., C. Brunkhorst, and X. Fan, *Radio frequency electric fields processing of orange juice*. Innovative Food Science & Emerging Technologies, 2007. Article In Press.
14. Kuellmer and Volker, *Ascorbic Acid*. 2001: Kirk-Othmer Encyclopedia of Chemical Technology.
15. Manso, M.C., et al., *Modelling ascorbic acid thermal degradation and browning in orange juice under aerobic conditions*. International Journal of Food Science and Technology, 2001. 36: p. 303-312.
16. Vernin, G., S. Chakib, and S.M. Rogacheva, *Thermal decomposition of ascorbic acid*. Carbohydrate Research, 1998. 305: p. 1-15.
17. Karadeniz, F., *Main organic acid distribution of authentic citrus juice in Turkey*. Turk J Agric, 2004. 28: p. 267-271.
18. Ashurst, P.R., *Production and Packaging of Non Carbonated Fruit Juices and Fruit Beverages*. second edition ed. 1999. Maryland: Aspen publishers,inc. 58 – 61.