

Lampiran 1 : Checklist Luas Pengungkapan Sukarela

No.	Item
Informasi Umum Perusahaan (Informasi Strategis)	
1	Pernyataan misi
2	Pengenalan Singkat Histori Perusahaan
3	Cuplikan statement keuangan – 2 tahun
4	Cuplikan statement keuangan – >3 tahun
Informasi Mengenai Para Direktur	
1	Foto Pemilik
2	Foto Para Direktur
3	Kualifikasi akademik para Direktur
4	Posisi atau kantor dipegang oleh direktur eksekutif
5	Identifikasi manajemen senior
6	Fungsi manajemen senior
Data Pasar Modal (Informasi Keuangan)	
1	Stock exchange (kode, nama)
2	Volume saham yang diperdagangkan (trend)
3	Volume saham yang diperdagangkan (akhir tahun)
4	Informasi harga saham (trend)
5	Informasi harga saham (akhir tahun)
6	Domestik dan saham asing
7	Distribusi kepemilikan saham menurut jenis pemegang saham
Prospek masa mendatang (Informasi strategis)	
1	Diskusi umum tren industri masa depan
2	Pengungkapan faktor eksternal tertentu, Prospek perusahaan yang mempengaruhi (ekonomi, teknologi, politik)
3	Diskusi prospek perusahaan (Umum)
Pelaporan sosial dan nilai tambah informasi (Informasi Non-keuangan)	
1	Program sosial (kesehatan, pendidikan)
2	Kebijakan Lingkungan
3	Apresiasi Karyawan

No.	Item
4	Masalah Perekrutan
5	Gambaran kesejahteraan karyawan
6	Pembahasan kesejahteraan karyawan
7	Skema kebijakan bagi hasil (ESOS)
8	Jumlah karyawan
9	Kebijakan pelatihan karyawan perusahaan
10	Sifat Pelatihan

Lampiran 2 : Nama Perusahaan Sampel

No	KODE	Perusahaan
1	ADES	PT Akasha Wira International Tbk
2	ADMG	PT Polychem Indonesia Tbk
3	AISA	PT Tiga Pilar Sejahtera Food Tbk
4	AKKU	PT Alam Karya Unggul Tbk
5	AMFG	PT Asahimas Flat Glass Tbk
6	APLI	PT Asiaplast Industries Tbk
7	ARGO	PT Agro Pantes Tbk
8	ARNA	PT Arwana Citramulia Tbk
9	ASII	PT Astra International Tbk
10	AUTO	PT Astra Otoparts Tbk
11	BATA	PT Sepatu Bata Tbk
12	BIMA	PT Primarindo Asia Infrastructure Tbk
13	BRNA	PT Berlina Tbk
14	BRPT	PT Barito Pasifik Tbk
15	BTON	PT Betonjaya Manunggal Tbk
16	BUDI	PT Budi Acid Jaya Tbk
17	CEKA	PT Cahaya Kalbar Tbk
18	DLTA	PT Delta Djakarta Tbk
19	DVLA	PT Darya-Varia Laboratoria Tbk
20	EKAD	PT Ekadharma International Tbk
21	ESTI	PT Ever Shine Tex Tbk
22	FASW	PT Fajar Surya Wisesa Tbk
23	GGRM	PT Gudang Garam Tbk
24	GJTL	PT Gajah Tunggal Tbk
25	HMSP	PT Hanjaya Mandala Sampoerna Tbk
26	IGAR	PT Champion Pasific Indonesia Tbk
27	IMAS	PT Indomobil Sukses Internasional Tbk
28	INAF	PT Indofarma (Persero) Tbk

No	KODE	Perusahaan
29	INAI	PT Indal Alumunium Industry Tbk
30	INDF	PT Indofood Sukses Makmur Tbk
31	INDS	PT Indospring Tbk
32	INTP	PT Indocement Tunggul Prakarsa Tbk
33	JECC	PT Jembo Cable Company Tbk
34	JKSW	PT Jakarta Kyoei Steel Works Tbk
35	JPRS	PT Jaya Pari Steel Tbk
36	KAEF	PT Kimia Farma Tbk
37	KARW	PT Karwell Indonesia Tbk
38	KBLM	PT Kabelindo Murni Tbk
39	KDSI	PT Kedawung Setia Industrial Tbk
40	KICI	PT Kedaung Indah Can Tbk
41	KLBF	PT Kalbe Farma Tbk
42	LION	PT Lion Metal Works Tbk
43	LMSH	PT Lionmesh Prima Tbk
44	LPIN	PT Multi Prima Sejahtera Tbk
45	MASA	PT Multistrada Arah Sarana Tbk
46	MERK	PT Merck Tbk
47	MLBI	PT Multi Bintang Indonesia Tbk
48	MLIA	PT Mulia Industrindo Tbk
49	MRAT	PT Mustika Ratu Tbk
50	MYOR	PT Mayora Indah Tbk
51	MYRX	PT Hanson International Tbk
52	MYTX	PT Apac Citra Centertex Tbk
53	PAFI	PT Pania Filament Inti Tbk
54	PBRX	PT Pan Brothers Tbk
55	PICO	PT Pelangi Indah Canindo Tbk
56	POLY	PT Asia Pasific Fiber Tbk
57	PRAS	PT Prima Alloy Steel Universal Tbk
58	PSDN	PT Prasadha Aneka Niaga Tbk

No	KODE	Perusahaan
59	PYFA	PT Pyridam Farma Tbk
60	RICY	PT Ricky Putra Globalindo Tbk
61	RMBA	PT Bentoel Internasional Investama Tbk
62	SAIP	PT Surabaya Agung Industri Pulp & Kertas Tbk
63	SCPI	PT Schering-Plough Indonesia Tbk
64	SKLT	PT Sekar Laut Tbk
65	SMCB	PT Holcim Indonesia Tbk
66	SMGR	PT Semen Gresik (Persero) Tbk
67	SMSM	PT Selamat Sempurna Tbk
68	SQBI	PT Taisho Pharmaceutical Indonesia Tbk
69	SULI	PT Sumalindo Lestari Jaya Tbk
70	TCID	PT Mandom Indonesia Tbk
71	TOTO	PT Surya Toto Indonesia Tbk
72	TRST	PT Trias Sentosa Tbk
73	TSPC	PT Tempo Scan Pasific Tbk
74	ULTJ	PT Ultrajaya Milk Industry & Trading Company Tbk
75	UNVR	PT Unilever Indonesia Tbk
76	VOKS	PT Voksel Electric Tbk

Lampiran 3 : Data Perusahaan Tahun 2009

KODE	COD	VDISC	KIND	KMAN	KINST	KUAD	UP
ADES	0.7819	0.7000	0.3333	0.0000	0.9453	0	12.091
ADMG	0.4132	0.7667	0.0000	0.0000	0.6394	1	15.129
AISA	0.4141	0.8000	0.3333	0.0000	0.6431	0	14.113
AKKU	0.5191	0.7000	0.5000	0.0065	0.7888	0	10.389
AMFG	0.3615	0.7333	0.4286	0.0000	0.8454	1	14.495
APLI	0.1614	0.7667	0.3333	0.1538	0.5631	0	12.619
ARGO	0.5880	0.8333	0.5000	0.0240	0.5316	0	14.195
ARNA	0.1057	0.7333	0.5000	0.0000	0.4367	1	13.620
ASII	0.1894	0.7667	0.5000	0.0004	0.5011	0	18.303
AUTO	0.3420	0.5667	0.3000	0.0004	0.9565	0	15.351
BATA	0.2799	0.6667	0.4000	0.1418	0.8582	1	12.940
BIMA	0.6811	0.8000	0.5000	0.0000	0.7674	0	11.460
BRNA	0.1407	0.7667	0.2500	0.2334	0.5142	0	13.137
BRPT	0.1669	0.7667	0.6000	0.0043	0.5772	1	16.611
BTON	0.2154	0.7333	0.5000	0.8944	0.3323	0	11.153
BUDI	0.1863	0.7667	0.4000	0.0000	0.5140	1	14.285
CEKA	0.3957	0.7667	0.3333	0.0000	0.5465	1	13.251
DLTA	0.2497	0.6000	0.0000	0.0000	0.8459	1	13.542
DVLA	0.1457	0.5000	0.0000	0.0000	0.9266	1	13.572
EKAD	0.1991	0.5667	0.3333	0.0000	0.7493	0	12.014
ESTI	0.1938	0.7667	0.5000	0.0000	0.7968	1	13.159
FASW	0.7116	0.8333	0.3333	0.0000	0.7576	1	15.116
GGRM	0.8946	0.8333	0.8000	0.0080	0.7306	1	17.120
GJTL	0.9852	0.7667	0.4286	0.0008	0.6184	1	15.999
HMSP	0.3826	0.8000	0.0000	0.0000	0.9818	0	16.690
IGAR	0.7137	0.6667	0.0000	0.0000	0.6751	0	12.669
IMAS	0.1357	0.7000	0.4286	0.0000	0.9310	1	15.443

KODE	COD	VDISC	KIND	KMAN	KINST	KUAD	UP
INAF	0.1911	0.6000	0.0000	0.0001	0.7726	0	13.498
INAI	0.9513	0.8000	0.2000	0.0003	0.6586	0	13.061
INDF	0.7745	0.7333	0.3000	0.0004	0.5005	1	17.514
INDS	0.8291	0.7667	0.3333	0.0000	0.8746	0	13.339
INTP	0.2126	0.5667	0.4286	0.0000	0.6403	1	16.401
JECC	0.7847	0.7000	0.0000	0.0000	0.9015	0	13.283
JKSW	0.2717	0.8000	0.5000	0.0133	0.6420	0	12.510
JPRS	0.3251	0.7667	0.5000	0.1553	0.6842	0	12.777
KAEF	0.3641	0.7667	0.6000	0.0027	0.6112	0	14.262
KARW	0.3669	0.7000	0.5000	0.0000	0.5859	0	11.532
KBLM	0.8342	0.7667	0.5000	0.2426	0.6643	0	12.779
KDSI	0.2695	0.6667	0.0000	0.0000	0.7481	0	13.219
KICI	0.6166	0.7000	0.3333	0.0460	0.7502	0	11.342
KLBF	0.2705	0.6000	0.3333	0.0000	0.7889	1	15.685
LION	0.2473	0.5333	0.3333	0.0023	0.5770	0	12.511
LMSH	0.3476	0.7667	0.3333	0.2562	0.3222	0	11.196
LPIN	0.8315	0.8333	0.2500	0.0000	0.2970	0	11.834
MASA	0.6361	0.8333	0.6000	0.0000	0.6365	0	14.746
MERK	0.3933	0.8667	0.3333	0.0000	0.5536	1	12.981
MLBI	0.8635	0.8667	0.4000	0.0000	0.7309	1	13.809
MLIA	0.3920	0.8667	0.3333	0.0004	0.8459	1	14.991
MRAT	0.3057	0.8333	0.3333	0.0003	0.8048	0	12.809
MYOR	0.7880	0.9000	0.3333	0.0000	0.3307	0	14.993
MYRX	0.5923	0.7000	0.6667	0.3216	0.2082	0	6.804
MYTX	0.8278	0.7000	0.0000	0.0000	0.6949	0	14.405
PAFI	0.5733	0.6667	0.3333	0.0000	0.7195	0	13.047
PBRX	0.8509	0.6000	0.1111	0.0673	0.3296	0	13.617
PICO	0.3766	0.6667	0.3333	0.0008	0.9401	0	13.204
POLY	0.2863	0.7667	0.3333	0.0000	0.5298	0	15.335
PRAS	0.4231	0.8000	0.3333	0.0627	0.6601	0	12.950

KODE	COD	VDISC	KIND	KMAN	KINST	KUAD	UP
PSDN	0.2792	0.7333	0.3333	0.0011	0.7772	0	12.776
PYFA	0.3763	0.7000	0.3333	0.2308	0.5385	0	11.512
RICY	0.6413	0.6667	0.3333	0.0000	0.3494	0	13.304
RMBA	0.3953	0.7333	0.3333	0.0000	0.9974	0	15.275
SAIP	0.1370	0.6333	0.2500	0.0000	0.5581	0	14.697
SCPI	0.9180	0.5667	0.3333	0.0000	0.5469	0	12.237
SKLT	0.2707	0.6000	0.3333	0.0013	0.9609	0	12.187
SMCB	0.9354	0.5000	0.0000	0.0000	0.7733	1	15.799
SMGR	0.6027	0.6000	0.5000	0.0000	0.5021	1	16.377
SMSM	0.2658	0.7000	0.3333	0.0000	0.5813	0	13.755
SQBI	0.5699	0.7000	0.0000	0.0000	0.6806	0	12.673
SULI	0.4495	0.7333	0.4000	0.0696	0.7491	0	14.513
TCID	0.7733	0.6000	0.4000	0.0018	0.7923	1	13.810
TOTO	0.4616	0.7000	0.3333	0.0000	0.9482	1	13.826
TRST	0.7350	0.5667	0.3333	0.0000	0.5294	1	14.469
TSPC	0.5856	0.8000	0.6667	0.0000	0.9511	0	14.998
ULTJ	0.4696	0.7333	0.3333	0.1472	0.4682	0	14.365
UNVR	0.6679	0.7333	0.0000	0.0000	0.8499	0	15.828
VOKS	0.8223	0.6333	0.2500	0.0000	0.4291	0	14.029

Lampiran 4 : Data Perusahaan Tahun 2010

KODE	COD	VDISC	KIND	KMAN	KINST	KUAD	UP
ADES	0.6155	0.6667	0.3333	0.0000	0.9385	0	12.690
ADMG	0.5707	0.7333	0.2857	0.0000	0.7161	1	15.142
AISA	0.3871	0.8333	0.3333	0.0000	0.5615	0	14.477
AKKU	0.3616	0.8667	0.5000	0.0000	0.9507	0	10.253
AMFG	0.3349	0.7667	0.3333	0.0000	0.8466	1	14.680
APLI	0.2326	0.8333	0.3333	0.1333	0.6667	0	12.722
ARGO	0.5431	0.8000	0.5000	0.0240	0.5465	0	14.172
ARNA	0.1235	0.8000	0.6667	0.0000	0.7427	1	13.680
ASII	0.1904	0.7667	0.4545	0.0004	0.5011	0	18.542
AUTO	0.3441	0.8333	0.5000	0.0008	0.9565	0	15.536
BATA	0.2213	0.8333	0.4000	0.0000	0.8403	1	13.090
BIMA	0.9918	0.6667	0.5000	0.0000	0.8595	0	11.377
BRNA	0.1358	0.7667	0.5000	0.2334	0.5142	0	13.219
BRPT	0.1946	0.7333	0.6000	0.0049	0.6465	1	16.589
BTON	0.6683	0.7000	0.5000	0.0958	0.7986	0	11.406
BUDI	0.1614	0.7333	0.4000	0.0000	0.5202	1	14.492
CEKA	0.1172	0.7667	0.3333	0.0000	0.6121	1	13.654
DLTA	0.1633	0.7000	0.0000	0.0000	0.8459	1	13.471
DVLA	0.1600	0.7333	0.5000	0.0000	0.9266	1	13.658
EKAD	0.2332	0.7333	0.3333	0.0000	0.8393	0	12.228
ESTI	0.1761	0.6333	0.6667	0.0000	0.8924	1	13.276
FASW	0.7435	0.7667	0.3333	0.0000	0.7574	1	15.318
GGRM	0.7312	0.7000	0.7500	0.0080	0.7555	1	17.241
GJTL	0.8949	0.6667	0.3750	0.0008	0.5901	1	16.155
HMSP	0.2980	0.6667	0.3333	0.0000	0.9818	0	16.837
IGAR	0.8233	0.6000	0.0000	0.0000	0.8482	0	12.758
IMAS	0.1494	0.7000	0.4286	0.0000	0.9341	1	15.893

KODE	COD	VDISC	KIND	KMAN	KINST	KUAD	UP
INAF	0.1726	0.7333	0.0000	0.0001	0.8654	0	13.506
INAI	0.9162	0.7333	0.2000	0.0000	0.6586	0	12.871
INDF	0.7998	0.5333	0.3000	0.0004	0.5005	1	17.672
INDS	0.8687	0.7333	0.3333	0.0059	0.8746	0	13.555
INTP	0.2493	0.8667	0.4286	0.0000	0.6403	1	16.546
JECC	0.8143	0.5667	0.0000	0.0000	0.9015	0	13.239
JKSW	0.2519	0.7667	0.5000	0.0133	0.7191	0	12.578
JPRS	0.3347	0.7333	0.5000	0.1553	0.6842	0	12.927
KAEF	0.4196	0.7667	0.5000	0.0027	0.6845	0	14.321
KARW	0.2405	0.6333	0.3333	0.0000	0.6562	0	11.207
KBLM	0.6590	0.5333	0.5000	0.2426	0.7561	0	12.907
KDSI	0.3283	0.4667	0.0000	0.0000	0.7481	0	13.232
KICI	0.5930	0.7333	0.3333	0.0460	0.7502	0	11.361
KLBF	0.4014	0.7000	0.3333	0.0000	0.8834	1	15.766
LION	0.2613	0.7333	0.3333	0.0023	0.5793	0	12.624
LMSH	0.4552	0.8000	0.3333	0.2562	0.3222	0	11.267
LPIN	0.7866	0.6333	0.3333	0.0000	0.2970	0	11.925
MASA	0.6521	0.7000	0.5000	0.0000	0.7125	0	14.927
MERK	0.4930	0.8333	0.3333	0.0000	0.6200	1	12.983
MLBI	0.7150	0.5000	0.4286	0.0000	0.8186	1	13.944
MLIA	0.5340	0.8000	0.3333	0.0004	0.9475	1	15.327
MRAT	0.3328	0.7333	0.3333	0.0003	0.8025	0	12.865
MYOR	0.7498	0.7333	0.3333	0.0000	0.3307	0	15.297
MYRX	0.2331	0.7333	0.5000	0.0917	0.0793	0	11.800
MYTX	0.9753	0.6000	0.0000	0.0000	0.7783	0	14.448
PAFI	0.1896	0.7667	0.3333	0.0000	0.8059	0	12.772
PBRX	0.7377	0.8333	0.3333	0.1120	0.4943	0	13.696
PICO	0.3627	0.5333	0.3333	0.0008	0.9401	0	13.254
POLY	0.3471	0.8667	0.3333	0.0000	0.5933	0	15.199
PRAS	0.2047	0.8333	0.3333	0.0591	0.7393	0	13.027

KODE	COD	VDISC	KIND	KMAN	KINST	KUAD	UP
PSDN	0.3732	0.7333	0.3333	0.0025	0.8705	0	12.935
PYFA	0.4141	0.7333	0.3333	0.2308	0.5385	0	11.519
RICY	0.8217	0.5333	0.3333	0.0000	0.4804	0	13.327
RMBA	0.5449	0.8000	0.5000	0.0000	0.9914	0	15.405
SAIP	0.1248	0.7333	0.3333	0.0000	0.6251	0	14.609
SCPI	0.7486	0.6667	0.3333	0.0000	0.6126	0	12.362
SKLT	0.3109	0.7333	0.3333	0.0013	0.9609	0	12.203
SMCB	0.9489	0.9000	0.0000	0.0000	0.8064	1	16.161
SMGR	0.5613	0.8667	0.4000	0.0000	0.5606	1	16.560
SMSM	0.2389	0.8667	0.3333	0.0570	0.5481	0	13.880
SQBI	0.5354	0.9000	0.0000	0.0000	0.7622	0	12.676
SULI	0.3940	0.8667	0.4000	0.0890	0.4195	0	14.486
TCID	0.9346	0.8000	0.4000	0.0630	0.7215	1	13.862
TOTO	0.5301	0.5667	0.3333	0.0000	0.9482	1	13.903
TRST	0.8092	0.6333	0.3333	0.0000	0.5945	1	14.523
TSPC	0.6552	0.5333	0.6667	0.0000	0.9503	0	15.094
ULTJ	0.7553	0.6333	0.0000	0.1523	0.5474	0	14.512
UNVR	0.6474	0.8000	0.0000	0.0000	0.8499	0	15.979
VOKS	0.6644	0.8333	0.2000	0.0000	0.7060	0	13.935

Lampiran 5 : Data Perusahaan Tahun 2011

KODE	COD	VDISC	KIND	KMAN	KINST	KUAD	UP
ADES	0.9717	0.8000	0.3333	0.0000	0.9453	0	12.664
ADMG	0.4642	0.7333	0.2857	0.0000	0.8414	1	15.473
AISA	0.7570	0.7667	0.4000	0.0000	0.5940	0	15.094
AKKU	0.7521	0.6000	0.3333	0.0000	0.9507	0	9.373
AMFG	0.3519	0.6333	0.3333	0.0000	0.8466	1	14.805
APLI	0.2391	0.5333	0.3333	0.0000	0.7999	0	12.717
ARGO	0.6810	0.5000	0.5000	0.0247	0.5465	0	14.189
ARNA	0.1828	0.5333	0.6667	0.0000	0.6928	1	13.631
ASII	0.1680	0.5667	0.4545	0.0004	0.5011	0	18.849
AUTO	0.2733	0.7333	0.4000	0.0008	0.9565	0	15.756
BATA	0.2279	0.7333	0.4000	0.0000	0.8779	1	13.155
BIMA	0.5017	0.6333	0.5000	0.0000	0.6995	0	11.424
BRNA	0.1363	0.6333	0.5000	0.2187	0.6074	0	13.375
BRPT	0.0998	0.6000	0.6000	0.0049	0.7596	1	16.752
BTON	0.4838	0.8000	0.5000	0.0958	0.8153	0	11.684
BUDI	0.1667	0.5333	0.3333	0.0000	0.5185	1	14.568
CEKA	0.2488	0.7000	0.3333	0.0000	0.7192	1	13.621
DLTA	0.1389	0.7333	0.0000	0.0000	0.8459	1	13.453
DVLA	0.1742	0.7667	0.4286	0.0000	0.9266	1	13.741
EKAD	0.2745	0.6667	0.3333	0.0000	0.7889	0	12.378
ESTI	0.1741	0.7000	0.6667	0.0000	0.8618	1	13.364
FASW	0.8494	0.6667	0.3333	0.0000	0.7574	1	15.412
GGRM	0.7130	0.4000	0.7500	0.0085	0.7555	1	17.481
GJTL	0.5941	0.8000	0.3750	0.0008	0.5981	1	16.263
HMSP	0.4105	0.6667	0.4000	0.0000	0.9818	0	16.780
IGAR	0.6449	0.7000	0.0000	0.0000	0.8482	0	12.782
IMAS	0.1761	0.7000	0.4286	0.0000	0.7040	1	16.374

KODE	COD	VDISC	KIND	KMAN	KINST	KUAD	UP
INAF	0.1596	0.7000	0.0000	0.0000	0.6788	0	13.924
INAI	0.7168	0.6667	0.4000	0.0000	0.6586	0	13.207
INDF	0.7802	0.7000	0.3333	0.0005	0.5007	1	17.797
INDS	0.6390	0.7667	0.3333	0.0041	0.8811	0	13.946
INTP	0.3092	0.7000	0.1667	0.0000	0.6403	1	16.714
JECC	0.7658	0.7333	0.0000	0.0000	0.9015	0	13.349
JKSW	0.2046	0.6333	0.5000	0.0133	0.8449	0	12.568
JPRS	0.5844	0.6667	0.5000	0.1553	0.6842	0	12.990
KAEF	0.4510	0.8000	0.4000	0.0000	0.8043	0	14.400
KARW	0.4656	0.7000	0.3333	0.0000	0.7710	0	9.486
KBLM	0.7954	0.7000	0.3333	0.1534	0.7471	0	13.374
KDSI	0.3352	0.4667	0.0000	0.0689	0.4913	0	13.284
KICI	0.6166	0.3667	0.3333	0.0460	0.7502	0	11.378
KLBF	0.3048	0.5333	0.3333	0.0000	0.8002	1	15.929
LION	0.2422	0.6667	0.3333	0.0023	0.5770	0	12.810
LMSH	0.4518	0.6667	0.3333	0.2562	0.3222	0	11.493
LPIN	0.9015	0.7333	0.3333	0.0000	0.3945	0	11.966
MASA	0.4687	0.7000	0.4000	0.0000	0.8372	0	15.371
MERK	0.4838	0.6333	0.3333	0.0000	0.7285	1	13.278
MLBI	0.7858	0.5333	0.4286	0.0000	0.9619	1	14.015
MLIA	0.5828	0.8333	0.3333	0.0006	0.6289	1	15.627
MRAT	0.2791	0.6667	0.3333	0.0000	0.8025	0	12.954
MYOR	0.7661	0.8000	0.4000	0.0000	0.3307	0	15.703
MYRX	0.0413	0.7000	0.5000	0.1793	0.1421	0	13.667
MYTX	0.6889	0.6667	0.0000	0.0000	0.9145	0	14.430
PAFI	0.1826	0.7333	0.5000	0.0000	0.9469	0	12.598
PBRX	0.6781	0.7333	0.3333	0.0000	0.5411	0	14.231
PICO	0.3941	0.7667	0.3333	0.0008	0.9401	0	13.239
POLY	0.4709	0.7333	0.3333	0.0000	0.6972	0	15.119
PRAS	0.8335	0.7333	0.3333	0.0627	0.8686	0	13.086

KODE	COD	VDISC	KIND	KMAN	KINST	KUAD	UP
PSDN	0.5207	0.7000	0.3333	0.0025	0.8103	0	12.951
PYFA	0.3650	0.5000	0.3333	0.2308	0.5385	0	11.679
RICY	0.6232	0.7333	0.3333	0.0000	0.4804	0	13.372
RMBA	0.5506	0.6000	0.6000	0.0000	0.9896	0	15.661
SAIP	0.5608	0.5333	0.3333	0.0000	0.4600	0	14.542
SCPI	0.7017	0.6667	0.3333	0.0000	0.7198	0	12.652
SKLT	0.2978	0.7667	0.3333	0.0013	0.9609	0	12.275
SMCB	0.7274	0.8000	0.0000	0.0000	0.8064	1	16.209
SMGR	0.5910	0.8333	0.3333	0.0000	0.6587	1	16.794
SMSM	0.2890	0.7333	0.3333	0.0570	0.5481	0	13.944
SQBI	0.5005	0.6333	0.0000	0.0000	0.8956	0	12.799
SULI	0.2726	0.6667	0.4000	0.1372	0.4929	0	14.343
TCID	0.9537	0.7000	0.4000	0.0014	0.7882	1	13.938
TOTO	0.5984	0.6333	0.3333	0.0000	0.9482	1	14.108
TRST	0.9547	0.7667	0.3333	0.0000	0.5945	1	14.573
TSPC	0.8516	0.4333	0.6667	0.0000	0.9506	0	15.263
ULTJ	0.8311	0.5333	0.3333	0.1523	0.5474	0	14.594
UNVR	0.6823	0.6667	0.0000	0.0000	0.8499	0	16.165
VOKS	0.8658	0.6667	0.2000	0.0000	0.4865	0	14.269

Lampiran 6 : Data Perusahaan Tahun 2012

KODE	COD	VDISC	KIND	KMAN	KINST	KUAD	UP
ADES	0.8140	0.7667	0.3333	0.0000	0.9453	0	12.843
ADMG	0.4253	0.5333	0.2857	0.0000	0.8793	1	15.516
AISA	0.8170	0.5333	0.4000	0.0000	0.5940	0	15.156
AKKU	0.3568	0.7333	0.3333	0.0000	0.9507	0	9.302
AMFG	0.2500	0.6667	0.3333	0.0000	0.8466	1	14.911
APLI	0.1745	0.6667	0.3333	0.0000	0.7999	0	12.793
ARGO	0.5361	0.7000	0.5000	0.0247	0.5465	0	14.206
ARNA	0.2213	0.7333	0.6667	0.0000	0.6928	1	13.751
ASII	0.1642	0.7000	0.4545	0.0004	0.5011	0	19.021
AUTO	0.2038	0.6000	0.4000	0.0008	0.9565	0	15.999
BATA	0.1589	0.7333	0.4000	0.0000	0.8779	1	13.288
BIMA	0.4729	0.7333	0.5000	0.0000	0.5540	0	11.549
BRNA	0.0702	0.7000	0.5000	0.2187	0.6074	0	13.486
BRPT	0.1423	0.7000	0.6000	0.0000	0.7938	1	16.829
BTON	0.2612	0.7667	0.5000	0.0958	0.8153	0	11.876
BUDI	0.1020	0.7333	0.3333	0.0000	0.5185	1	14.707
CEKA	0.1265	0.6333	0.3333	0.0000	0.7516	1	13.838
DLTA	0.1048	0.6000	0.2000	0.0000	0.8459	1	13.418
DVLA	0.1192	0.6000	0.4286	0.0000	0.9266	1	13.886
EKAD	0.2305	0.5333	0.3333	0.0000	0.8244	0	12.529
ESTI	0.1313	0.7000	0.6667	0.0000	0.6096	1	13.610
FASW	0.7037	0.6000	0.3333	0.0000	0.7574	1	15.507
GGRM	0.8222	0.7667	0.7500	0.0085	0.7555	1	17.522
GJTL	0.8375	0.4667	0.3750	0.0008	0.5981	1	16.322
HMSP	0.2898	0.5333	0.4000	0.0000	0.9818	0	16.949
IGAR	0.6702	0.7333	0.3333	0.0000	0.8482	0	12.652
IMAS	0.1102	0.7667	0.4286	0.0000	0.7040	1	16.656
INAF	0.1464	0.7333	0.0000	0.0000	0.6254	0	13.988

KODE	COD	VDISC	KIND	KMAN	KINST	KUAD	UP
INAI	0.7317	0.7000	0.4000	0.0000	0.6586	0	13.322
INDF	0.7980	0.7667	0.3333	0.0005	0.5007	1	17.861
INDS	0.8386	0.0333	0.3333	0.0041	0.8811	0	14.313
INTP	0.2704	0.8333	0.1667	0.0000	0.6403	1	16.940
JECC	0.7293	0.7000	0.3333	0.0000	0.9015	0	13.507
JKSW	0.0974	0.8000	0.5000	0.0000	0.8829	0	12.563
JPRS	0.6482	0.4667	0.5000	0.1553	0.6842	0	12.840
KAEF	0.3986	0.4667	0.4000	0.0000	0.8405	0	14.548
KARW	0.2524	0.7000	0.3333	0.0000	0.8057	0	13.184
KBLM	0.7483	0.6333	0.3333	0.1534	0.7471	0	13.497
KDSI	0.4481	0.6000	0.2500	0.0689	0.4913	0	13.254
KICI	0.4847	0.6000	0.3333	0.0460	0.7502	0	11.440
KLBF	0.2651	0.8000	0.3333	0.0000	0.8471	1	15.984
LION	0.2530	0.6000	0.3333	0.0023	0.5770	0	12.913
LMSH	0.5718	0.7000	0.3333	0.2562	0.3222	0	11.703
LPIN	0.7619	0.8000	0.3333	0.0000	0.3945	0	12.037
MASA	0.6975	0.8000	0.4000	0.0000	0.8749	0	15.601
MERK	0.3310	0.7000	0.3333	0.0000	0.7613	1	13.252
MLBI	0.7387	0.7333	0.4286	0.0000	0.5144	1	13.957
MLIA	0.4958	0.7667	0.3333	0.0000	0.6336	1	15.619
MRAT	0.2129	0.6667	0.3333	0.0000	0.8025	0	12.987
MYOR	0.6098	0.7000	0.4000	0.0000	0.3307	0	15.860
MYRX	0.0292	0.7333	0.5000	0.1793	0.1421	0	13.639
MYTX	0.6316	0.7000	0.0000	0.0000	0.9556	0	14.402
PAFI	0.2471	0.7333	0.5000	0.0000	0.9895	0	12.312
PBRX	0.8971	0.7000	0.3333	0.0000	0.5411	0	14.262
PICO	0.3437	0.7000	0.3333	0.0008	0.9401	0	13.236
POLY	0.3464	0.7667	0.3333	0.0000	0.7285	0	15.087
PRAS	0.7568	0.0333	0.3333	0.0000	0.9077	0	13.160
PSDN	0.3084	0.8333	0.3333	0.0000	0.6884	0	13.448

KODE	COD	VDISC	KIND	KMAN	KINST	KUAD	UP
PYFA	0.6645	0.7000	0.3333	0.2308	0.5385	0	11.783
RICY	0.4569	0.8000	0.3333	0.0000	0.4804	0	13.547
RMBA	0.4154	0.7000	0.6000	0.0000	0.9896	0	15.768
SAIP	0.3149	0.7667	0.3333	0.0000	0.4807	0	14.504
SCPI	0.3703	0.2667	0.3333	0.0000	0.7522	0	12.993
SKLT	0.2201	0.8667	0.3333	0.0013	0.9609	0	12.370
SMCB	0.7308	0.7000	0.1429	0.0000	0.8064	1	16.314
SMGR	0.5594	0.8000	0.3333	0.0000	0.6884	1	17.096
SMSM	0.0571	0.7000	0.3333	0.0570	0.5481	0	14.165
SQBI	0.4614	0.7667	0.0000	0.0000	0.9359	0	12.765
SULI	0.1445	0.0333	0.4000	0.0000	0.5151	0	14.282
TCID	0.4767	0.8333	0.4000	0.0014	0.7882	1	14.053
TOTO	0.5148	0.7000	0.3333	0.0000	0.9482	1	14.173
TRST	0.6869	0.8000	0.3333	0.0000	0.5945	1	14.625
TSPC	0.6984	0.7000	0.6667	0.0000	0.9506	0	15.323
ULTJ	0.8023	0.7000	0.3333	0.1523	0.5474	0	14.653
UNVR	0.5762	0.7000	0.2000	0.0000	0.8499	0	16.335
VOKS	0.6610	0.6333	0.2000	0.0000	0.4865	0	14.391

Lampiran 7 : Data Deskripsi Perusahaan

Descriptive Statistics

	N	Minimum	Maximum	Mean	Std. Deviation
Biaya Hutang	304	.0292	.9918	.4755	.2528
Voluntary disclosure	304	.0333	.9000	.6945	.1204
Proporsi dewan komisaris independen	304	.0000	.8000	.3484	.1627
Kepemilikan Manajerial	304	.0000	.8944	.0287	.0801
Kepemilikan Institusional	304	.0793	.9974	.7072	.1850
Ukuran Perusahaan	304	6.8035	19.0210	13.9739	1.7343
Valid N (listwise)	304				

Kualitas Audit

	Frequency	Percent	Valid Percent	Cumulative Percent
Valid KAP Non Big Four	204	67.1	67.1	67.1
KAP Big Four	100	32.9	32.9	100.0
Total	304	100.0	100.0	

Lampiran 8 : Uji Normalitas

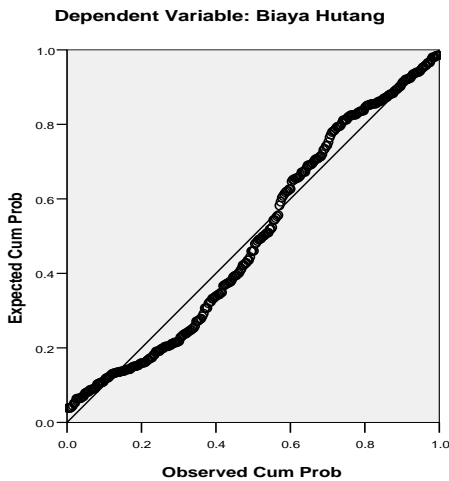
One-Sample Kolmogorov-Smirnov Test

		Unstandardized Residual
N		304
Normal Parameters ^{a,b}	Mean	.0000000
	Std. Deviation	.24799664
Most Extreme Differences	Absolute	.090
	Positive	.090
	Negative	-.073
Kolmogorov-Smirnov Z		1.057
Asymp. Sig. (2-tailed)		.058

a. Test distribution is Normal.

b. Calculated from data.

Normal P-P Plot of Regression Standardized Residual



Lampiran 9 : Uji Normalitas (Dengan Variabel Kontrol)

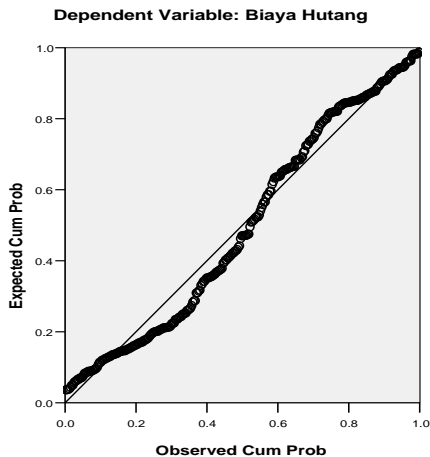
One-Sample Kolmogorov-Smirnov Test

		Unstandardized Residual
N		304
Normal Parameters ^{a,b}	Mean	.0000000
	Std. Deviation	.24756239
Most Extreme Differences	Absolute	.091
	Positive	.091
	Negative	-.074
Kolmogorov-Smirnov Z		1.095
Asymp. Sig. (2-tailed)		.061

a. Test distribution is Normal.

b. Calculated from data.

Normal P-P Plot of Regression Standardized Residual



Lampiran 10 : Hasil Analisis Regresi Linier Berganda

Variables Entered/Removed^a

Model	Variables Entered	Variables Removed	Method
1	Kualitas Audit, Voluntary disclosure, Proporsi Dewan Komisaris Independen, Kepemilikan Institusional, Kepemilikan Manajerial	.	Enter

- a. All requested variables entered.
 b. Dependent Variable: Biaya Hutang

Model Summary^a

Model	R	R Square	Adjusted R Square	Std. Error of the Estimate	Durbin-Watson
1	.194 ^a	.038	.021	.250	1.980

- a. Predictors: (Constant), Kualitas Audit, Voluntary disclosure, Proporsi Dewan Komisaris Independen, Kepemilikan Institusional, Kepemilikan Manajerial
 b. Dependent Variable: Biaya Hutang

ANOVA^a

Model		Sum of Squares	df	Mean Square	F	Sig.
1	Regression	.728	5	.146	2.327	.043 ^a
	Residual	18.635	298	.063		
	Total	19.363	303			

- a. Predictors: (Constant), Kualitas Audit, Voluntary disclosure, Proporsi Dewan Komisaris Independen, Kepemilikan Institusional, Kepemilikan Manajerial
 b. Dependent Variable: Biaya Hutang

Coefficients

Model		Unstandardized Coefficients		Standardized Coefficients	t	Sig.	Correlations	Collinearity Statistics	
		B	Std. Error	Beta			Partial	Tolerance	VIF
1	(Constant)	.733	.113		6.504	.000			
	Voluntary disclosure	-.115	.120	-.055	-.961	.337	-.056	.986	1.014
	Proporsi dewan komisaris independen	-.198	.090	-.127	-2.196	.029	-.126	.961	1.041
	Kepemilikan Manajerial	-.334	.125	-.106	-2.675	.008	-.153	.808	1.237
	Kepemilikan Institusional	-.124	.084	-.091	-1.472	.142	-.085	.852	1.173
	Kualitas Audit	-.035	.011	-.065	-3.103	.002	-.177	.924	1.083

a. Dependent Variable: Biaya Hutang

Lampiran 11 : Hasil Analisis Regresi Linier Berganda (Dengan Variabel Kontrol)

Variables Entered/Removed^a

Model	Variables Entered	Variables Removed	Method
1	Ukuran Perusahaan, Voluntary disclosure, Proporsi Dewan Komisaris Independen, Kepemilikan Institusional, Kualitas Audit, Kepemilikan Manajerial ^a		Enter

- a. All requested variables entered.
- b. Dependent Variable: Biaya Hutang

Model Summary^a

Model	R	R Square	Adjusted R Square	Std. Error of the Estimate	Durbin-Watson
1	.202 ^a	.041	.022	.250	1.982

- a. Predictors: (Constant), Ukuran Perusahaan, Voluntary disclosure, Proporsi Dewan Komisaris Independen, Kepemilikan Institusional, Kualitas Audit, Kepemilikan Manajerial
- b. Dependent Variable: Biaya Hutang

ANOVA^a

Model		Sum of Squares	df	Mean Square	F	Sig.
1	Regression	.793	6	.132	2.113	.045 ^a
	Residual	18.570	297	.063		
	Total	19.363	303			

- a. Predictors: (Constant), Ukuran Perusahaan, Voluntary disclosure, Proporsi Dewan Komisaris Independen, Kepemilikan Institusional, Kualitas Audit, Kepemilikan Manajerial
- b. Dependent Variable: Biaya Hutang

Coefficients

Model		Unstandardized Coefficients		Standardized Coefficients	t	Sig.	Correlations	Collinearity Statistics	
		B	Std. Error	Beta			Partial	Tolerance	VIF
1	(Constant)	.594	.177		3.366	.001			
	Voluntary disclosure	-.115	.120	-.055	-.959	.338	-.056	.986	1.014
	Proporsi dewan komisaris independen	-.202	.090	-.130	-2.235	.026	-.129	.960	1.042
	Kepemilikan Manajerial	-.275	.083	-.087	-3.324	.001	-.189	.746	1.341
	Kepemilikan Instiusional	-.114	.085	-.083	-1.343	.180	-.078	.841	1.189
	Kualitas Audit	-.048	.014	-.089	-3.402	.001	-.194	.799	1.252
	Ukuran Perusahaan	.010	.005	.066	2.021	.044	.116	.763	1.311

a. Dependent Variable: Biaya Hutang

Lampiran 12 : Uji Heteroskedastisitas (uji Glejser)

Model Summary

Model	R	R Square	Adjusted R Square	Std. Error of the Estimate
1	.259 ^a	.067	.051	.11970

- a. Predictors: (Constant), Kualitas Audit, Voluntary disclosure, Proporsi Dewan Komisaris Independen, Kepemilikan Institusional, Kepemilikan Manajerial

ANOVA^b

Model		Sum of Squares	df	Mean Square	F	Sig.
1	Regression	.307	5	.061	4.279	.001 ^a
	Residual	4.270	298	.014		
	Total	4.576	303			

- a. Predictors: (Constant), Kualitas Audit, Voluntary disclosure, Proporsi Dewan Komisaris Independen, Kepemilikan Institusional, Kepemilikan Manajerial
 b. Dependent Variable: ABS_RES

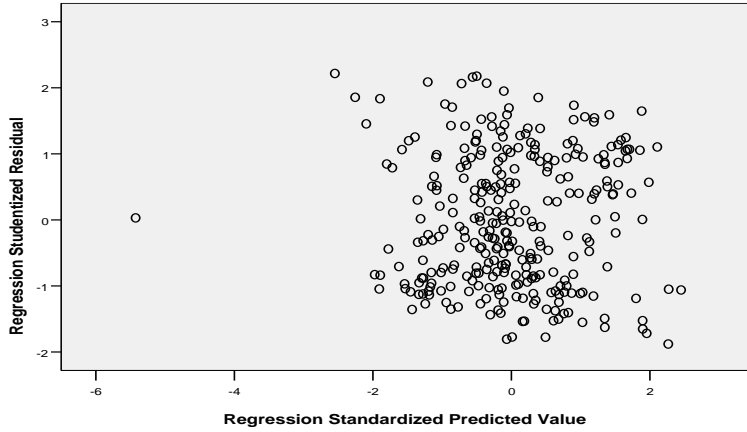
Coefficients^c

Model		Unstandardized Coefficients		Standardized Coefficients	t	Sig.
		B	Std. Error	Beta		
1	(Constant)	.390	.054		7.232	.000
	Voluntary disclosure	-.159	.057	-.156	-1.774	.066
	Proporsi Dewan Komisaris Independen	.011	.043	.015	.257	.797
	Kepemilikan Manajerial	-.180	.096	-.117	-1.883	.061
	Kepemilikan Institusional	-.107	.040	-.160	-1.647	.086
	Kualitas Audit	.037	.015	.142	1.438	.054

- a. Dependent Variable: ABS_RES

Scatterplot

Dependent Variable: Biaya Hutang



Lampiran 13 : Uji Heteroskedastisitas (uji Glejser) (Dengan Variabel Kontrol)

Model Summary

Model	R	R Square	Adjusted R Square	Std. Error of the Estimate
1	.261 ^a	.068	.049	.11985

- a. Predictors: (Constant), Ukuran Perusahaan, Voluntary disclosure, Proporsi dewan komisaris independen, Kepemilikan Institusional, Kualitas Audit, Kepemilikan Manajerial

ANOVA^b

Model		Sum of Squares	df	Mean Square	F	Sig.
1	Regression	.311	6	.052	3.604	.002 ^a
	Residual	4.266	297	.014		
	Total	4.576	303			

- a. Predictors: (Constant), Ukuran Perusahaan, Voluntary disclosure, Proporsi dewan komisaris independen, Kepemilikan Institusional, Kualitas Audit, Kepemilikan Manajerial

- b. Dependent Variable: ABS_RES1

Coefficients^c

Model		Unstandardized Coefficients		Standardized Coefficients	t	Sig.
		B	Std. Error	Beta		
1	(Constant)	.311	.085		3.669	.000
	Voluntary disclosure	-.160	.058	-.157	-1.786	.106
	Proporsi dewan komisaris independen	.012	.043	.016	.286	.775
	Kepemilikan Manajerial	-.141	.100	-.092	-1.412	.159
	Kepemilikan Institusional	-.104	.041	-.157	-1.563	.109
	Kualitas Audit	.024	.016	.094	1.494	.136
	Ukuran Perusahaan	.006	.005	.081	1.268	.206

- a. Dependent Variable: ABS_RES1

Scatterplot

Dependent Variable: Biaya Hutang

